


Focus on Electric 7

Electric Fires and Fireplaces



Waxed Oak



White



Midnight



Light Oak



Antique White




Limestone



Teak on Oak



Soft Cream



Light Grey



Light/Medium Oak



Bianca




Misty Grey



Medium Oak



Vanilla



Venetian Grey



Medium/Dark Oak




Tuscany



Mid Grey



Grey Wash



Spice



Steel Grey

Solid Oak fireplaces are produced using first quality kiln-dried American Oak and can be finished in Waxed, Light, Light/Medium, Medium, Medium/Dark, Grey Wash and Teak.

Solid Timber Mahogany finish refers to surrounds made from timber similar in appearance to Mahogany.

High quality veneers such as **Oak, American Black Walnut, Khaya** and **Rosewood**, bonded onto premium quality medium density fibreboard, are used wherever veneer is an option.

White, Antique White, Soft Cream, various **Greys, Bianca, Vanilla, Tuscany, Spice, Midnight** and **Limestone** are painted finishes applied onto full fireplaces or backs and hearths made from high quality medium density fibreboard.

In addition to the range of electric fires and fireplaces shown in this brochure, Focus Fireplaces also supply a large range of other products.

- A stunning choice of over 100 fire surrounds designed for gas, solid fuel and of course electric
- Three furniture ranges created specifically to complement many of the fireplaces
- Beams, shelves and surrounds to fit over stoves
- RSJ covers

Ask your retailer for the brochures on these other products.



Focus Fireplaces Limited

Unit 27, The Bull Commercial Centre,
Stockton-on-Forest, York YO32 9LE.

Tel: **01904 400109, 01904 400545**

Fax: 01904 400521

email: focus.fireplaces@btinternet.com

www.focusfireplaces.co.uk



All the **electric fires** and **fireplaces** in this brochure are British made.

Focus Fireplaces are continually updating and improving their products. We reserve the right to alter designs, dimensions and specifications of surrounds without notice.

All sizes are approximate.

Brochure colours may vary from the actual product due to the photographic and printing processes and the variations in grain of solid timbers.

Choices – we make it easy...

You can choose any of the fireplaces as they are shown in the brochure.

or...

Take a look at the back page and make your own selection from the wide range of timber shades and painted finishes available.

and...

You'll be pleased with the wide choice of electric fires as well.

There are modern or traditional styles in Brass, Black and Stainless and even some fires that look like a stove.

The fireplaces on pages 2-7 and page 15 are supplied complete with an Electric Fire.

Special sizes? No Problem!
Many of the fireplaces in this brochure can be made to measure.



Natasha

*Natasha: Three Shades of Grey
This fireplace includes the Focusflame Slimline Electric Fire*

The art of modern living is well defined in the clean lines of the Natasha.

It's slim profile conceals a 1.5kw heater with two heat levels. The manual controls are easy to reach while the economic LED flame effect is one of the best you'll see.

	METRIC	IMPERIAL
Overall Width	1115	43 ⁷ / ₈
Overall Height	578	22 ³ / ₄
Overall Depth	110	4 ³ / ₈



Danielle

*Danielle: Mid Grey Finish
This fireplace includes the Focusflame 600 Electric Fire*

	METRIC	IMPERIAL
Mantel	1250	49 1/4
Mantel Depth	295	11 1/2
Overall Height	1090	42 7/8
Hearth Width	1250	49 1/4
Hearth Depth	380	15

The Danielle is available in many finishes.
See page 19 for details.

In addition to the manual controls, you can download the App and operate this fire from your tablet or smart phone.



	METRIC	IMPERIAL
Mantel	1140	41
Mantel Depth	285	11¼
Overall Height	995	39⅞
Hearth Width	1140	41
Hearth Depth	380	15

Lorraine

Surround: Lorraine in Waxed Oak
 Hearth and Back: Vanilla Finish
 This fireplace includes the Focusflame 600 Electric Fire

Martina: Bianca Finish
 This fireplace includes the Focusflame 600 Electric Fire

Martina

	METRIC	IMPERIAL
Mantel	1250	49¼
Mantel Depth	275	10¾
Overall Height	1075	42¼
Hearth Width	1250	49¼
Hearth Depth	380	15



	METRIC	IMPERIAL
Mantel	1215	47 ³ / ₄
Mantel Depth	255	10
Overall Height	1093	43
Hearth Width	1215	47 ³ / ₄
Hearth Depth	380	15

Simone

*Surround: Simone in Light Oak Finish
Hearth and Back: Midnight Finish
This fireplace includes the Focusflame 600 Electric Fire*



*Surround: Simone in Walnut Finish
Hearth and Back: Bianca Finish
This fireplace includes the Focusflame 600 Electric Fire*



In addition to the manual controls, you can download the App and operate the fires on these two pages from your tablet or smart phone.



Natalie: Walnut Finish. This fireplace includes the Focusflame Slimline Electric Fire



Natalie: Steel Grey Finish



Natalie: Grey Wash on Oak



Natalie: Rustic Oak in a Medium/Dark Finish

Natalie: Bianca Finish. This fireplace includes the Focusflame Slimline Electric Fire



Natalie

	METRIC	IMPERIAL
Overall Width	915	36
Overall Height	578	22 3/4
Overall Depth	85	3 3/8

Nadia

Ultra slim only 85mm deep



Nadia: Rosewood Finish. This fireplace includes the Focusflame Slimline XL Electric Fire

Natalie: Light Oak Finish



The super slim and stylish Natalie and Nadia are perfect when space is at a premium. State-of-the-Art LEDs combine beautifully with a fire-bed made from real timber to create one of the most realistic flame effects imaginable.

The slim profiles conceal a 1.5kw heater with two heat settings. The manual controls are easy to reach.

The Nadia can be made in the same finishes as the Natalie.

	METRIC	IMPERIAL
Overall Width	1500	59
Overall Height	578	22 3/4
Overall Depth	85	3 3/8



Surround: Vienna in Bianca Finish
 Hearth and Back: Boxed Hearth in Bianca Finish
 Fire: Focusflame Black Chic

Have a look at page 18 for all the Electric Fire options available with the Vienna.

	METRIC	IMPERIAL
Mantel	1193	47
Mantel Depth	216	8½
Overall Height	1022	40¼
Opening Height	711	28
Opening Width	685	27
Hearth Width	1193	47
Hearth Depth	355	14
Rebate	102	4

Vienna

Surround: Vienna in Light Oak Finish
 Hearth and Back: Boxed Hearth in Bianca Finish
 Fire: Focusflame Brass Daisy



Surround: Vienna in Walnut Finish
 Hearth and Back: Boxed Hearth in Vanilla Finish
 Fire: Focusflame Stainless Chic

“ Solid timbers and skilfully worked details on the Matlock generate a feeling of quality and style rarely seen on small fireplaces. ”

Matching furniture is available to complement this fireplace.

Page 18 displays all the Electric Fire options available with this Fireplace.

Matlock Electric

	METRIC	IMPERIAL
Mantel	1092	43
Mantel Depth	203	8
Overall Height	975	38 ³ / ₈
Opening Height	724	28 ¹ / ₂
Opening Width	686	27
Hearth Width	1092	43
Hearth Depth	355	14
Rebate	102	4

MATLOCK MIRROR	METRIC
Width	965
Height	710

Surround: Matlock Electric in Waxed Oak with Walnut Inlay
Hearth and Back: Curved Hearth in Bianca Finish
Fire: Focusflame Stainless Grace





Fireplace: Monaco in Vanilla Finish with Solid Oak Mantel in Light/Medium
Fire: Clive Stove in Black Finish

Monaco

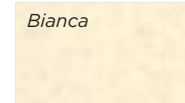
The Monaco will accommodate a wide variety of Electric Stoves.

	METRIC	IMPERIAL
Mantel	1220	48
Mantel Depth	254	10
Overall Height	1111	43 3/4
Opening Height	787	31
Opening Width	686	27
Hearth Width	1220	48
Hearth Depth	381	15

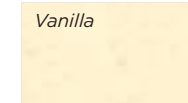
Harrow

	METRIC	IMPERIAL
Mantel	1143	45
Mantel Depth	222	8 3/4
Overall Height	957	37 5/8
Opening Height	647	25 1/2
Opening Width	597	23 1/2
Hearth Width	1143	45
Hearth Depth	355	14
Rebate	127	5

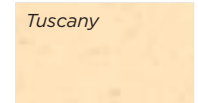
Fireplace: Harrow in Bianca Finish
Fire: Focusflame Black Grace



Bianca



Vanilla



Tuscany

	METRIC	IMPERIAL
Mantel	1067	42
Mantel Depth	254	10
Overall Height	882	34 ¾
Opening Height	673	26 ½
Opening Width	660	26
Hearth Width	1067	42
Hearth Depth	355	14
Rebate	127	5

See page 18 for the wide choice of Electric Fire options for the Harrow, Camberley and Ascot.

Camberley

Fireplace: Camberley in Vanilla Finish
Fire: Focusflame Stainless Daisy



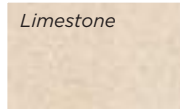
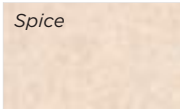
Fireplace: Ascot in Spice Finish
Fire: Focusflame Stainless Chic

Ascot

“ Two of the smaller painted designs in the brochure. Each can be ordered in a wide range of finishes – sure to match your décor. ”

See page 19 for more details of the finishes available.

	METRIC	IMPERIAL
Mantel	1067	42
Mantel Depth	228	9
Overall Height	882	34 ¾
Opening Height	615	24 ¼
Opening Width	628	24 ¾
Hearth Width	1067	42
Hearth Depth	355	14
Rebate	127	5





Surround: Hamilton in Light Oak Finish with Walnut Inlay
Hearth and Back: Shaped Hearth in Vanilla Finish
Fire: Focusflame Brass Grace

Hamilton

“ The Hamilton’s shaped mantel and hearth add sophistication to this elegant design. ”

	METRIC	IMPERIAL
Mantel	1047	41¼
Mantel Depth	228	9
Overall Height	892	35½
Opening Height	686	27
Opening Width	686	27
Hearth Width	1067	42
Hearth Depth	355	14
Rebate	127	5

See page 18 for the wide choice of Electric Fire options for the Hamilton and Marlow Electric Fireplaces.

	METRIC	IMPERIAL
Mantel	1117	44
Mantel Depth	203	8
Overall Height	940	37
Opening Height	692	27¼
Opening Width	660	26
Hearth Width	1092	43
Hearth Depth	355	14
Rebate	102	4

Marlow Electric

Surround: Marlow Electric in Light Oak Finish
Hearth and Back: Curved Hearth in Bianca Finish
Fire: Focusflame Brass Daisy



Emmerdale Electric

Page 18 displays all the Electric Fire options that can combine with the Emmerdale Electric Fireplace.

	METRIC	IMPERIAL
Mantel	1168	46
Mantel Depth	206	8 1/8
Overall Height	1089	42 7/8
Opening Height	762	30
Opening Width	750	29 1/2
Hearth Width	1168	46
Hearth Depth	356	14
Rebate	102	4

EMMERDALE MIRROR	METRIC
Width	970
Height	716

Surround: Emmerdale Electric in Light Oak
Hearth and Back: Boxed Hearth in Bianca Finish
Fire: Focusflame Stainless Daisy



Derwent Electric Deluxe

Beckett



Surround: Derwent Electric Deluxe in Limestone Finish
Hearth and Back: Boxed Hearth in Limestone Finish
Fire: Focusflame Stainless Chic

Fireplace: Beckett in Painted Brick Effect combined with Magnolia
Mantel: Aged Oak in Medium Dark Finish
Stove shown: Dimplex Tango

“ The lights on the Derwent Deluxe enhance the ambiance of any room. Available without lights as the Derwent Electric. ”

See page 18 for Electric Fire options.

	METRIC	IMPERIAL
Mantel	1016	40
Mantel Depth	299	9
Overall Height	946	37 ¼
Opening Height	711	28
Opening Width	711	28
Hearth Width	1143	45
Hearth Depth	355	14
Rebate	102	4

The Beckett will accommodate a wide variety of Electric Stoves.

	METRIC	IMPERIAL
Mantel	1155	45 ½
Mantel Depth	280	11
Overall Height	1016	40
Width at Base	1092	43
Opening Height	718	28 ¼
Opening Width	610	24
Hearth Width	1010	39 ¾
Hearth Depth	454	17 ⅞

Philippa



*Philippa: White Finish
Back Panel: Midnight Finish
This fireplace includes the Focusflame 400 Electric Fire*

	METRIC	IMPERIAL
Mantel	1050	41 ³ / ₈
Mantel Depth	204	8
Overall Height	950	37 ³ / ₈
Hearth Width	1100	43 ¹ / ₄
Hearth Depth	380	15
Rebate	150	5 ⁷ / ₈

In addition to the manual controls, you can download the App and operate this fire from your tablet or smart phone.



*Surround: Poppy Electric in Light Oak Finish
Hearth and Back: Curved Hearth in Vanilla Finish
Fire: Focusflame Stainless Chic*



*Fireplace: Alexis in Bianca Finish
Fire: Focusflame Stainless Chic*

Poppy Electric

See page 18 for all the Electric Fire options that combine with these Fireplaces.

“ The Poppy Electric is big on modern style and even bigger on value. ”

	METRIC	IMPERIAL
Mantel	1092	43
Mantel Depth	203	8
Overall Height	975	38 ⁷ / ₈
Opening Height	749	29 ¹ / ₂
Opening Width	736	29
Hearth Width	1092	43
Hearth Depth	355	14
Rebate	102	4

Alexis

	METRIC	IMPERIAL
Mantel	889	35
Mantel Depth	140	5 ¹ / ₂
Overall Height	904	35 ⁵ / ₈
Hearth Width	900	35 ¹ / ₂
Hearth Depth	350	13 ³ / ₄
Rebate	102	4



Fireplace: Estelle in Light Oak Finish
Fire: Focusflame Stainless Chic

Estelle

ESTELLE	METRIC	IMPERIAL
Mantel	889	35
Mantel Depth	203	8
Overall Height	794	31¼
Opening Height	736	29
Opening Width	679	26¾
Hearth Width	889	35
Hearth Depth	279	11
Rebate	127	5

“ The Estelle and its smaller sister the Stella are amongst the smallest surrounds in the brochure. They can both be produced in a wide choice of finishes. ”

Stella

STELLA	METRIC	IMPERIAL
Mantel	813	32
Mantel Depth	203	8
Overall Height	724	28½
Opening Height	660	26
Opening Width	603	23¾
Hearth Width	813	32
Hearth Depth	279	11
Rebate	127	5



Fireplace: Stella in Teak Finish
Fire: Focusflame Brass Chic

Gladstone



Fireplace: Gladstone in Light/Medium Oak
Fire: Focusflame Brass Daisy

	METRIC	IMPERIAL
Height	724	28½
Width	1143	45
Mantel Depth	229	9
Hearth Depth	330	13
Rebate	127	5

The Gladstone is available in many finishes.
See page 19 for details.

Fires

You'll warm to the realism of the "Focusflame" and the way it creates the ambience of a real fire.

With up to 2kw of heat available at the flick of a switch it's a strong performer too.

The manual controls are positioned under the canopy.

Needing only a 76mm recess the fire can be installed in any of the fireplaces featured in this brochure and in many other applications as well.

Where no recess exists, an extra 'spacer' can be supplied allowing it to fit flat to a wall or fireplace.

Connection is easy as the fire comes complete with a generous two-metre kettle lead.



Focusflame Stainless Chic



Focusflame Brass Chic



Focusflame Black Chic



Focusflame Stainless Grace



Focusflame Brass Grace



Focusflame Black Grace



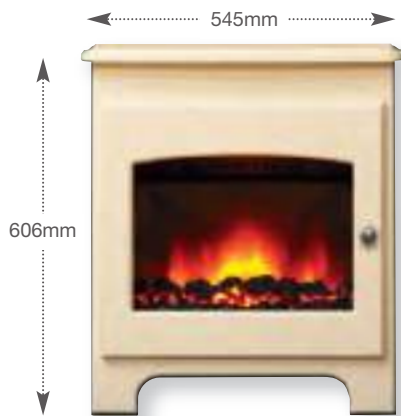
Focusflame Stainless Daisy



Focusflame Brass Daisy



Focusflame Black Daisy

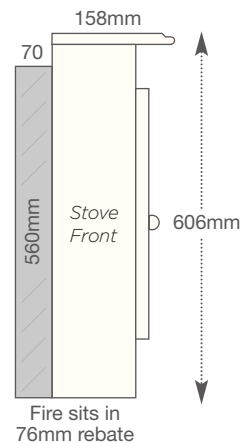


Focusflame Stove Front in Soft Cream Finish

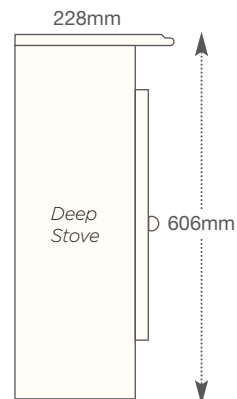
The Focusflame Stove Front can be supplied to fit into a 3" rebate or as a free standing Deep Stove version where hearth space allows.



Focusflame Stove Front in Brown Finish



Focusflame Stove Front in Black Finish



Availability and Finish Selection

Name	Pg	Timber / Finish						Fireplace Options	White / Antique White / Soft Cream Finish	Blanca / Vanilla / Tuscany / Spice Finish	Midnight Finish	Limestone Finish	Various Shades of Grey
		Solid Oak - all Finishes	Solid Oak - Rustic or Aged	Oak (Solid & Veneer Mix)	Mahogany Finish on Solid Timber or Veneer	Oak Veneer - all Finishes	Walnut & Rosewood Veneer						
Natasha	2							Fireplace Options	•	•	•	•	•
Danielle	3							Fireplace + Hearth & Back Options	•	•	•		•
Martina	4							Fireplace + Hearth & Back Options	•	•	•		•
Lorraine	4	•			•			Hearth & Back Options	•	•	•		
Simone	5					•	•	Hearth & Back Options	•	•	•		
Natalie	6	•	•			•	•	Fireplace Options	•	•	•	•	•
Nadia	7	•	•			•	•	Fireplace Options	•	•	•	•	•
Vienna	8					•	•	Fireplace + Hearth & Back Options	•	•	•		•
Matlock Electric	9	•			•			Hearth & Back Options	•	•	•		
Monaco	10						•						
Harrow	10							Fireplace Options	•	•	•	•	•
Camberley	11							Fireplace Options	•	•	•	•	•
Ascot	11							Fireplace Options	•	•	•	•	•
Hamilton	12					•		Hearth & Back Options	•	•	•		
Marlow Electric	12					•		Hearth & Back Options	•	•	•		
Emmerdale Electric	13	•			•			Fireplace + Hearth & Back Options	•	•	•		
Derwent Electric Deluxe	14							Fireplace Options	•	•	•	•	•
Beckett	14						•						
Philippa	15							Fireplace Options	•	•	•	•	•
Poppy Electric	16					•	•	Hearth & Back Options	•	•	•		
Alexis	16							Fireplace Options	•	•	•	•	•
Estelle/Stella	17			•	•								
Gladstone	17			•	•								


• Choices available for each fireplace

Focus on Electric 7

Electric Fires and Fireplaces



Waxed Oak



White



Midnight



Light Oak



Antique White




Limestone



Teak on Oak



Soft Cream



Light Grey



Light/Medium Oak



Bianca




Misty Grey



Medium Oak



Vanilla



Venetian Grey



Medium/Dark Oak




Tuscany



Mid Grey



Grey Wash



Spice



Steel Grey

Solid Oak fireplaces are produced using first quality kiln-dried American Oak and can be finished in Waxed, Light, Light/Medium, Medium, Medium/Dark, Grey Wash and Teak.

Solid Timber Mahogany finish refers to surrounds made from timber similar in appearance to Mahogany.

High quality veneers such as **Oak, American Black Walnut, Khaya** and **Rosewood**, bonded onto premium quality medium density fibreboard, are used wherever veneer is an option.

White, Antique White, Soft Cream, various **Greys, Bianca, Vanilla, Tuscany, Spice, Midnight** and **Limestone** are painted finishes applied onto full fireplaces or backs and hearths made from high quality medium density fibreboard.

In addition to the range of electric fires and fireplaces shown in this brochure, Focus Fireplaces also supply a large range of other products.

- A stunning choice of over 100 fire surrounds designed for gas, solid fuel and of course electric
- Three furniture ranges created specifically to complement many of the fireplaces
- Beams, shelves and surrounds to fit over stoves
- RSJ covers

Ask your retailer for the brochures on these other products.



Focus Fireplaces Limited

Unit 27, The Bull Commercial Centre,
Stockton-on-Forest, York YO32 9LE.

Tel: **01904 400109, 01904 400545**

Fax: 01904 400521

email: focus.fireplaces@btinternet.com

www.focusfireplaces.co.uk



All the **electric fires and fireplaces** in this brochure are British made.

Focus Fireplaces are continually updating and improving their products. We reserve the right to alter designs, dimensions and specifications of surrounds without notice.

All sizes are approximate.

Brochure colours may vary from the actual product due to the photographic and printing processes and the variations in grain of solid timbers.