



≡ hoxter

**Fireplace inserts**

**Water heating  
fireplace inserts**

**Wood**





Since the beginning of time fire has been a place of gathering. It's the heart of the home, where we meet and come back to throughout our lives. Hoxter is inspired by the traditions of yesterday and the needs of today. Resulting in fireplace inserts with clean design, robust construction and innovative technology. Fireplace inserts that transform your living space into a completely unique realization by the best stove makers.







*"Being the best is more important than being the first."*

There are situations where compromise is needed. In others, no compromise can be accepted. We created the company Hoxter ten years ago with a founding principle of no compromise, this principle still stands today. Thanks to this philosophy you will find our products in realizations of the highest technical, aesthetic and functional level.

We are proud to be able to work together with the best stove builders in order to fulfill your dream of a comfortable home. The warmth and fascination of natural fire cannot be replaced by modern technology.

**Richard Dorazil, Petr Banasinski**

Founders of Hoxter

## The best technologies starts with detail

Even the smallest part has its own exact place and function. We create high-quality products thanks to the high quality of materials used and high value human labour. We focus on the needs of the user and a detailed technical performance. Therefore the Hoxter products meet the highest quality standards and offer a maximum user comfort.









**UKA 37/75/37/57**

foto: Patrick Genard / Patrick Genard & Asociados













### Comfort of clean glass

Self cleaning fireplace glazing has a high priority while developing the products Hoxter. The combustion air flow system is designed to lead the air-flow along the fireplace glazing. This air wash creates a dynamic air screen that circulates black combustion particles back into the firebox. The clearness of the fireplace glazing will also be greatly affected by the humidity of the firewood, chimney draught or the way you control the air intake to your fireplace.



**UKA 56/50/56/52**





## **Easy to operate**

The fireboxes of the Hoxter products are so tight that the fire immediately responds to ever so little a movement of the control lever. High combustion temperature in the firebox does not affect the safety and control comfort. Control elements are designed to be self cooling during the operation. This cooling effect is amplified by using suitable materials as stainless steel. Next to design, Hoxter paid much attention to simplicity of control. They are characterized by pure shapes and intuitive control.







## **Individual design**

Light or dark fireclay lining. Dark fireclay is colored throughout its whole mass not only on the surface. Door handle and air lever made of stainless steel or with black teflon coating. A wide portfolio of cover and build-on frames including the possibility of special dimensions on request. Customizable options that help you create your own handcrafted stove.











**ECKA 76/45/57**

foto: Justyna Szczotka / Bizmet



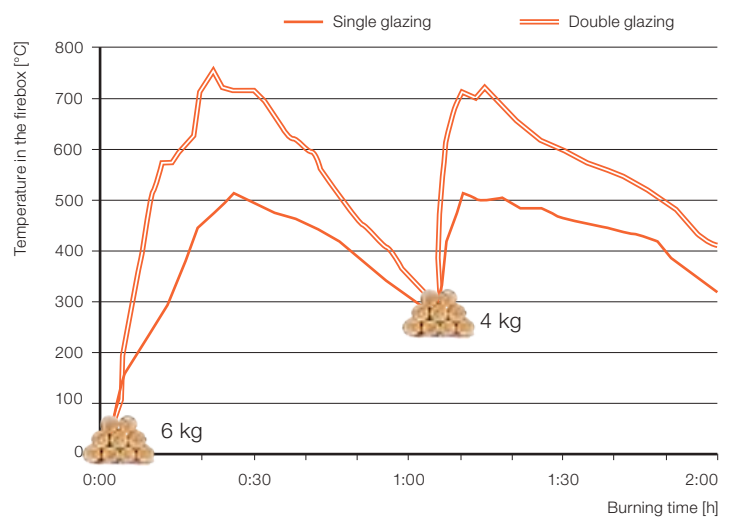




**ECKA 67/45/51**

## Double glazing

The double glazed doors corresponds to current building standards. Energy requirements of houses as well as individual rooms are lower than ever thanks to modern standards of the thermal house insulation. The double glazing improves the insulation qualities of the door and reduces the heat amount radiated to the room through the door. The room with lower energy requirements is not overheated in this way.



\* The stated values were measured at the model ECKA 67/45/51W with the fuel batches of 6 kg + 4 kg.



## **S Line**

Slim but powerful. Models from the S Line are compact in size and stand out due to their small depth. They are an ideal solution for houses with low energy needs and small spaces. Despite the compact size of the products, a large size of the window was reached thanks to the minimization of the space between the door and the door frame. Fireplace inserts from the S Line may be equipped with the S – accumulation rings.















## Rear feeding

The advantage of a rear feeding door is a practical and clean contribution. The fireplace glass door offers a spectacular view of the fire in the living room while the rear door without glass is used to feed the furnace from a utility room or a hallway. The door for the rear feeding is designed not to be visible from the front side of the fireplace. Nevertheless its presence does not reduce a high combustion efficiency and cleanness of the fireplace glazing.





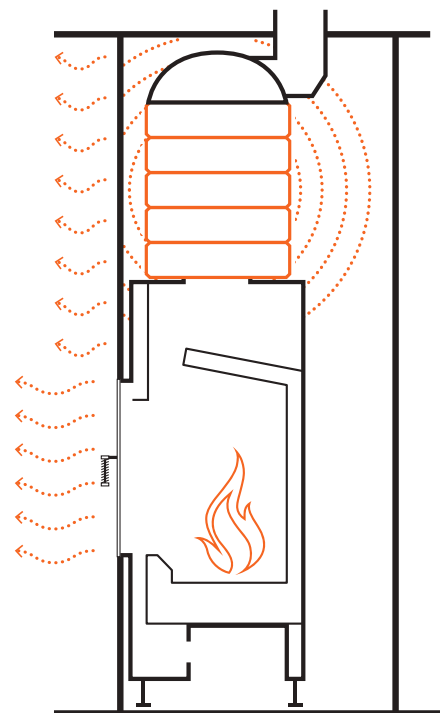






## Storage fireplace

The heat storage fireplace offers heat accumulation and healthy radiant heat. The hourly heat output with this type of fireplace is lower and the fueling interval is longer. Hot combustion gas from the firebox flow to the attached heat storage mass that can be put on top or next to the fireplace insert. This heat storage mass is a heavy fire clay, heat resistant and absorbing flue duct that stores the heat from the combustion fumes. While burning and afterwards the stored radiant heat is slowly released into the living area.











### **Additional mass storage**

Additional mass storage significantly increases the heat capacity of the fireplace. Energy stored in 150 kg of Hoxter accumulation rings offers a radiant heat source for many hours after the last fueling. Double layer construction and special inner spiral shape of the rings perfectly conducts the heat from combustion fumes to the mass storage. Simple solution requiring no further power source.



ECKA 51/51/51











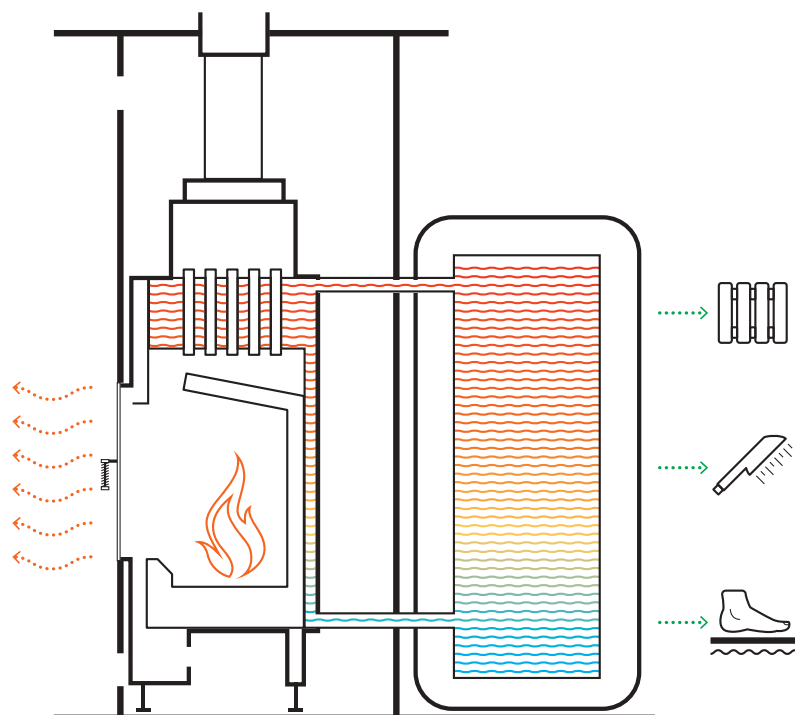


**ECKA 50/35/45**



## Water heating fireplace

The water heating fireplace provides a heat source to heat the whole house and the domestic hot tap water supply. Hot combusting fumes pass through the water heat exchanger on top of the fireplace insert. The water from the hot-water exchanger heats up to 70–80 °C and flows from the water heating fireplace insert to a storage tank. The heat is stored in the storage tank and can be used to heat radiators, underfloor heating and domestic hot tap water supply.













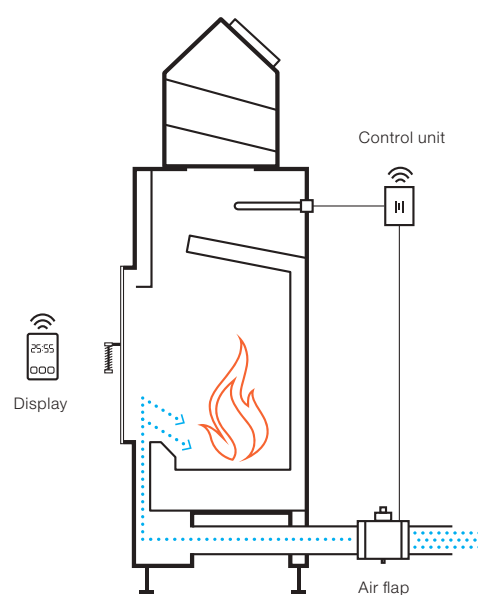




## Electronic combustion control ABRA 6.1

The automatic combustion control registers the current phase of burning process and controls the accurate feeding of the air to get as much energy from the wood as possible. After the fuel is completely burned down the air flap is fully closed. This ensures the maximum efficiency of the fuel energy and minimal loses.

The technical innovation meets modern design and practical solutions: mobility of the display, non mechanical contact of components, easy operation and robustness of the individual components.









## Customer service

We fully back our products and we are there for you when you need us. All service requests will be completed within a few days. The customer service is operated directly from the factory by our qualified technicians who know the products inside out.

All service access is located inside the body of the fireplace allowing all important parts to be completely servicable from inside the burning chamber. There is no need for extra revision openings or covers.



**ECKA 67/45/51**





UKA 37/55/37/57









## Fireplace inserts Flat glass




### HAKA 37/50

A+

Output capacity connected to the chimney **5–12 kW**

Amount of firewood per heating cycle **4,5 kg**

Ratio heat distribution



### HAKA 37/50G(N)


A+

deep chamber (secondary burning chamber)

Output capacity connected to the chimney **6–16 kW**

Amount of firewood per heating cycle **6 (8) kg**

Ratio heat distribution



### HAKA 60/50S


A+

small installation dimensions

Output capacity connected to the chimney **5–12 kW**

Amount of firewood per heating cycle **3,5 kg**

Ratio heat distribution




### HAKA 63/51

A

Output capacity connected to the chimney **6–16 kW**

Amount of firewood per heating cycle **6 kg**

Ratio heat distribution



### HAKA 78/57

A+

Output capacity connected to the chimney **6–16 kW**

Amount of firewood per heating cycle **5,5 kg**

Ratio heat distribution



### HAKA 67/38(N)

A+

(secondary burning chamber)

Output capacity connected to the chimney **6–16 kW**

Amount of firewood per heating cycle **6 (8) kg**

Ratio heat distribution




### HAKA 89/45

A

Output capacity connected to the chimney **8–16 kW**

Amount of firewood per heating cycle **5,5 kg**

Ratio heat distribution






**HAKA 60/50Sh**  
small installation dimensions

**A+**

Output capacity connected to the chimney **5–12 kW**

Amount of firewood per heating cycle **3,5 kg**

Ratio heat distribution




**HAKA 67/51h**

**A**

Output capacity connected to the chimney **6–16 kW**

Amount of firewood per heating cycle **5,5 kg**

Ratio heat distribution




**HAKA 78/57h**

**A+**

Output capacity connected to the chimney **6–16 kW**

Amount of firewood per heating cycle **5,5 kg**

Ratio heat distribution




**HAKA 89/72h**

**A**

Output capacity connected to the chimney **9–18 kW**

Amount of firewood per heating cycle **5,5 kg**

Ratio heat distribution



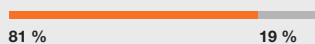
**HAKA 89/45h**

**A**

Output capacity connected to the chimney **8–16 kW**

Amount of firewood per heating cycle **5,5 kg**

Ratio heat distribution



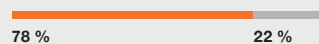
**HAKA 110/51h**

**A**

Output capacity connected to the chimney **9–18 kW**

Amount of firewood per heating cycle **5,5 kg**

Ratio heat distribution




**HAKA 150/51h**

**A+**

Output capacity connected to the chimney **10–20 kW**

Amount of firewood per heating cycle **5,5 kg**

Ratio heat distribution



The technical data and drawings are to be found on our homepage [www.hoxter.de](http://www.hoxter.de)

■ Fireplace insert (+ attached storage mass)  
■ Door glass (double glazing)



## Fireplace inserts Tunnel




### HAKA 37/50T

A+

Output capacity connected to the chimney **6–16 kW**

Amount of firewood per heating cycle **6 kg**

Ratio heat distribution



### HAKA 60/50ST


small installation dimensions

A

Output capacity connected to the chimney **5–12 kW**

Amount of firewood per heating cycle **3,5 kg**

Ratio heat distribution




### HAKA 63/51T

A+

Output capacity connected to the chimney **6–16 kW**

Amount of firewood per heating cycle **6 kg**

Ratio heat distribution




### HAKA 78/57T

A

Output capacity connected to the chimney **6–16 kW**

Amount of firewood per heating cycle **6 kg**

Ratio heat distribution

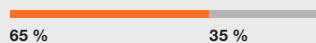


### HAKA 89/45T

A+

Output capacity connected to the chimney **8–16 kW**

Ratio heat distribution






**HAKA 60/50StH**  
small installation dimensions



Output capacity connected to the chimney **5–12 kW**

Amount of firewood per heating cycle **3,5 kg**

Ratio heat distribution




**HAKA 78/57Th**



Output capacity connected to the chimney **6–16 kW**

Amount of firewood per heating cycle **6 kg**

Ratio heat distribution




**HAKA 89/45Th**



Output capacity connected to the chimney **8–16 kW**

Amount of firewood per heating cycle **6 kg**

Ratio heat distribution



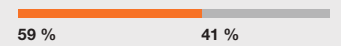
**HAKA 110/51Th**



Output capacity connected to the chimney **9–18 kW**

Amount of firewood per heating cycle **6 kg**

Ratio heat distribution



## Fireplace inserts Corner glass



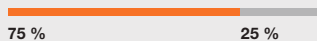
### ECKA 50/35/45

**A**

Output capacity connected to the chimney **5–12 kW**

Amount of firewood per heating cycle **4,5 kg**

Ratio heat distribution



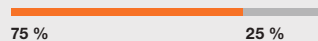
### ECKA 51/51/51

**A+**

Output capacity connected to the chimney **5–13 kW**

Amount of firewood per heating cycle **5 kg**

Ratio heat distribution



### ECKA 60/35/50S

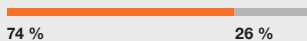
small installation dimensions

**A+**

Output capacity connected to the chimney **5–12 kW**

Amount of firewood per heating cycle **3,5 kg**

Ratio heat distribution



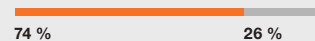
### ECKA 67/45/51

**A+**

Output capacity connected to the chimney **6–16 kW**

Amount of firewood per heating cycle **5,5 kg**

Ratio heat distribution



### ECKA 70/40/38(N)

(secondary burning chamber)

**A+**

Output capacity connected to the chimney **6–16 kW**

Amount of firewood per heating cycle **6 (8) kg**

Ratio heat distribution








**ECKA 50/35/45h** A

Output capacity connected to the chimney **5–12 kW**

Amount of firewood per heating cycle **4,5 kg**

Ratio heat distribution




**ECKA 51/51/51h** A+

Output capacity connected to the chimney **5–13 kW**

Amount of firewood per heating cycle **5 kg**

Ratio heat distribution




**ECKA 60/35/50Sh** A+  
small installation dimensions

Output capacity connected to the chimney **5–12 kW**

Amount of firewood per heating cycle **3,5 kg**

Ratio heat distribution




**ECKA 67/45/51h** A+

Output capacity connected to the chimney **6–16 kW**

Amount of firewood per heating cycle **5,5 kg**

Ratio heat distribution

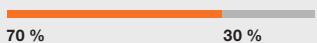


**ECKA 76/45/57h** A+

Output capacity connected to the chimney **6–16 kW**

Amount of firewood per heating cycle **5,5 kg**

Ratio heat distribution

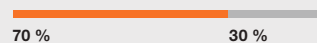


**ECKA 80/35/50Sh** A  
small installation dimensions

Output capacity connected to the chimney **5–15 kW**

Amount of firewood per heating cycle **5 kg**

Ratio heat distribution

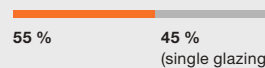


**ECKA 90/40/40h** A

Output capacity connected to the chimney **8–16 kW**

Amount of firewood per heating cycle **5 kg**

Ratio heat distribution



The technical data and drawings are to be found on our homepage [www.hoxter.de](http://www.hoxter.de)

- Fireplace insert (+ attached storage mass)
- Door glass (double glazing)

## Fireplace inserts Three side glass



UKA **35/60/35/50Sh** **A+**  
small installation dimensions

Output capacity connected to the chimney **5–12 kW**

Amount of firewood per heating cycle **3,5 kg**

Ratio heat distribution



UKA **37/55/37/57h** **A**

Output capacity connected to the chimney **6–12 kW**

Amount of firewood per heating cycle **4 kg**

Ratio heat distribution



UKA **37/75/37/57h** **A**

Output capacity connected to the chimney **8–14 kW**

Amount of firewood per heating cycle **4,5 kg**

Ratio heat distribution



UKA **37/95/37/57h** **A**

Output capacity connected to the chimney **9–17 kW**

Amount of firewood per heating cycle **5 kg**

Ratio heat distribution



UKA **56/50/56/52h** **A+**

Output capacity connected to the chimney **5–12 kW**

Amount of firewood per heating cycle **4,5 kg**

Ratio heat distribution



UKA **69/48/69/51h** **A**

Output capacity connected to the chimney **6–12 kW**

Amount of firewood per heating cycle **5 kg**

Ratio heat distribution



UKA **86/50/86/52h** **A**

Output capacity connected to the chimney **8–15 kW**

Amount of firewood per heating cycle **5 kg**

Ratio heat distribution



- Fireplace insert (+ attached storage mass)
- Door glass (single glazing)

## Water heating fireplace inserts Flat glass




HAKA 37/50WI

A+

Output capacity connected to the chimney **5–10 kW**

Ratio heat distribution



HAKA 63/51WI

A+

Output capacity connected to the chimney **10–24 kW**

Ratio heat distribution




HAKA 63/51Wa

A+

Output capacity connected to the chimney **10–24 kW**

Ratio heat distribution




HAKA 67/51Wh

A+

Output capacity connected to the chimney **8–22 kW**

Ratio heat distribution




HAKA 78/57W(h)

A+

Output capacity connected to the chimney **10–24 kW**

Ratio heat distribution




HAKA 89/45Wh

A+

Output capacity connected to the chimney **10–24 kW**

Ratio heat distribution



The technical data and drawings are to be found on our homepage [www.hoxter.de](http://www.hoxter.de)

- Hot-water exchanger
- Fireplace insert
- Door glass (double glazing)



## Water heating fireplace inserts Tunnel



HAKA 63/51WT

A+

Output capacity connected to the chimney **10–19 kW**

Ratio heat distribution



HAKA 78/57WT(h)

A+

Output capacity connected to the chimney **10–22 kW**

Ratio heat distribution



HAKA 89/45WT(h)

A+

Output capacity connected to the chimney **10–22 kW**

Ratio heat distribution



## Water heating fireplace inserts Corner glass



ECKA 50/35/45W(h)

A+

Output capacity connected to the chimney **5–12 kW**

Ratio heat distribution



ECKA 67/45/51W(h)

A+

Output capacity connected to the chimney **8–17 kW**

Ratio heat distribution



- Hot-water exchanger
- Fireplace insert
- Door glass (double glazing)

The technical data and drawings are to be found on our homepage [www.hoxter.de](http://www.hoxter.de)

## Handles and frames



Spiral door handle stainless steel



Flat door handle stainless steel



Air control lever stainless steel



Handle stainless steel



Spiral door handle black



Flat door handle black



Air control lever black



Handle black



Removable handle



Casing for the removable handle



Cover frame 2 x 45°



Cover frame 1 x 90°



Cover frame 1 x 90° (ECKA)



Build-on frame 50 mm

ECKA 76/45/57 – Poznaň – Poland **1**  
ECKA 90/40/40 – Dolní Pěna – Czech Republic **2–3**  
HAKA 150/51 – Brno – Czech Republic **6–7**  
UKA 37/75/37/57 – Ullà – Spain **8–9**  
ECKA 67/45/51 – Bratislava – Slovakia **10–11**  
UKA 56/50/56/52 – Brno – Czech Republic **12–13**  
HAKA 89/45 – Topoľčianky – Slovakia **14–15**  
ECKA 76/45/57 – Poznaň – Poland **18–19**  
ECKA 67/45/51 – Sinsheim – Germany **20–21**  
ECKA 60/35/50 – Brno – Czech Republic **23**  
ECKA 90/40/40 – Tübingen – Germany **24–25**  
HAKA 89/45 – Helsinki – Finland **27**  
HAKA 67/51 – Szczyrk – Poland **28–29**  
UKA 69/48/69/51 – Bojnice – Slovakia **30–31**  
ECKA 51/51/51 – Neuenburg – Germany **32–33**  
UKA 69/48/69/51 – Tenningen – Germany **34–35**  
ECKA 50/35/45 – Agárd – Hungary **36–37**  
HAKA 89/72 – Helsinki – Finland **38–39**  
UKA 69/48/69/51 – Gerlingen – Germany **40–41**  
ECKA 90/40/40 – Auggen – Germany **42–43**  
ECKA 67/45/51 – Eppingen – Germany **44–45**  
UKA 37/55/37/57 – Pfaffenweiler – Germany **46–47**





**Hoxter GmbH**

Hersbrucker Straße 23  
91244 Reichenschwand  
DEUTSCHLAND  
Tel.: +49 (0)9151 8659 163  
E-mail: info@hoxter.de

**Hoxter a.s.**

Jinacovice 512  
66434 Jinacovice  
CZECH REPUBLIC  
Tel.: +420 518 777 701  
E-mail: info@hoxter.eu

**[www.hoxter.de](http://www.hoxter.de)**

**Version 01/2019**

**EN-M1000264**

Changes of the stated data and errors reserved.