

PRODUCT INFORMATION:

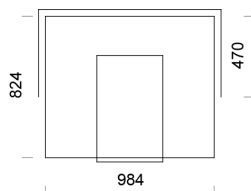
	Fireplace	Baking oven	Fireplace	Baking oven
Thermal energy:	59,7 kWh	62,3 kWh	PL: 62,4 kWh	PL: 64,6 kWh
Energy efficiency:	82 %	85 %	PL: 86 %	PL: 88 %
CO%:	0,09 %	0,26 %	PL: 0,09 %	PL: 0,26 %
Heat storage capacity:				
	100 %	6,2 h	8,3 h	PL: 7,2 h
	50 %	31,8 h	37,4 h	PL: 36,7 h
	25 %	58,0 h	63,6 h	PL: 67,0 h
				PL: 9,5 h
				PL: 43,0 h
				PL: 73,0 h

PRODUCT NUMBERS:

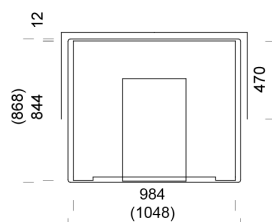
Product	Product number	Weight kg	Height mm
AINO DUO	2TLU	2835	1824
AINO DUO-1	2TLU-1	2895	1824
AINO DUO-2	2TLU-2	2850	1824
AINO DUO PL	2TLUP	3420	1824
AINO DUO 180	2TLU180	2835	1824
AINO DUO 180-1	2TLU180-1	2850	1824

NEEDED FOR ASSEMBLY:

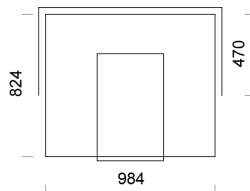
* Mortar 2 x 25 kg (not included in NunnaUuni delivery).



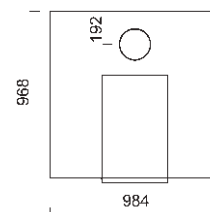
AINO DUO



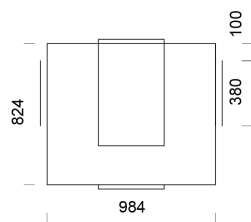
AINO DUO-1



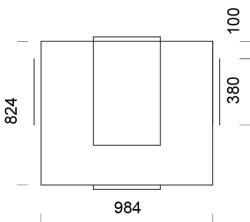
AINO DUO-2



AINO DUO PL



AINO DUO 180



AINO DUO 180-1

PL = Top connection

PRODUCT INFORMATION

	BAKING OVEN / BAKING SPACE		FIREWOOD			FLUE CALCULATION VALUES ⁽¹⁾				MAX. FLUE TEMPERATURE IN SECURITY TEST
	Width [mm]	Depth [mm]	Length [cm]	Max amount of wood [kg]	Length baking oven [cm]	Flue gas temperature [°C]	Min. flue draught [Pa]	Mass flow [g/s]	Flue connection Ø (min.)	Temperature °C
Aino Duo	384	596	33	17	33	230	-11,7	31	180	329
Aino Duo PL	384	596	33	17	33	185	-11,7	31	180	329

FLUE CONNECTION TABLE

	RECOMMENDED FLUE [mm]				FLUE CONNECTION MEASUREMENTS [mm]			INCOMING AIR		
	approx. 150x150	approx. 150x200	approx. 150x300	round Ø	[A]	[B]	[C]	Incoming air pipe location L [mm]	Replacement air unit	Burning air approx. m³/h
Aino Duo	-	x	x	180-210	180-220	250	350	670	910274	70-100
Aino Duo PL	-	-	-	180	-	-	-	814	910274	70-100

SAFETY DISTANCES TO COMBUSTIBLE MATERIALS

	According to EN 15250			
	Behind	On the sides	Top	Front
Aino Duo	50	150	200	1000
Aino Duo PL	50	150	200	1000

¹⁾ The flue calculation values apply for countries that require flue calculation in accordance with the DIN 18160 and DIN EN 13384 standards. It is recommendable to contact chimney sweeper beforehand.

Take a notice of the countryspecific approvals in section 3

NOTES!

The flue heat category required by the fireplace is T400.

The recommended minimum flue height is 5 m. In countries where the flue calculation is required, should the calculation be done according to the instructions and regulations of the flue calculation.

A damper designed for adjusting the draft is always recommended for a flue connection or flue. In the picture you can see the Finnish version.

Country- and region-specific regulations must be adhered to when installing the fireplace

